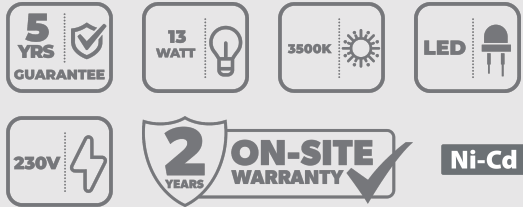


GTS

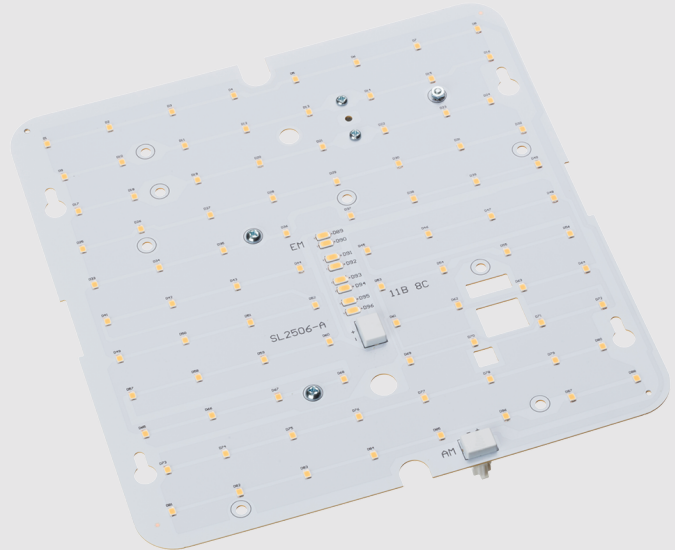
MULTI-FIT LED GEAR TRAYS



High quality LED Gear Trays suitable for use with Robust empty bodies and also with a wide range of legacy square bulkhead housings (subject to fixing centres and internal volume).

Features

- Improved efficacy of 138 lm/W
- Emergency & microwave sensor options available
- Fitted with integral LED driver
- Designed for Robust square, empty body bulkhead fittings
- Suitable for a wide range of proprietary bulkheads including 2D lamp, subject to fixing centres and thermal considerations



Code	Description	Lumen Output	Emergency Lumen Output	Wattage	Efficacy
GTS13-35	Square Gear Tray 13W 3500K	1800 lm	-	13W	138 lm/W
GTS13/MS-35	Square Gear Tray 13W 3500K c/w M/W Sensor	1800 lm	-	13W	138 lm/W
GTS13E/MS-35	Square Gear Tray 13W 3500K c/w M/W Sensor & 3HR Emergency	1800 lm	190 lm	13W	138 lm/W
GTS13E-35	Square Gear Tray 13W 3500K c/w 3HR Emergency	1800 lm	190 lm	13W	138 lm/W

GTS

MULTI-FIT LED GEAR TRAYS

Specification

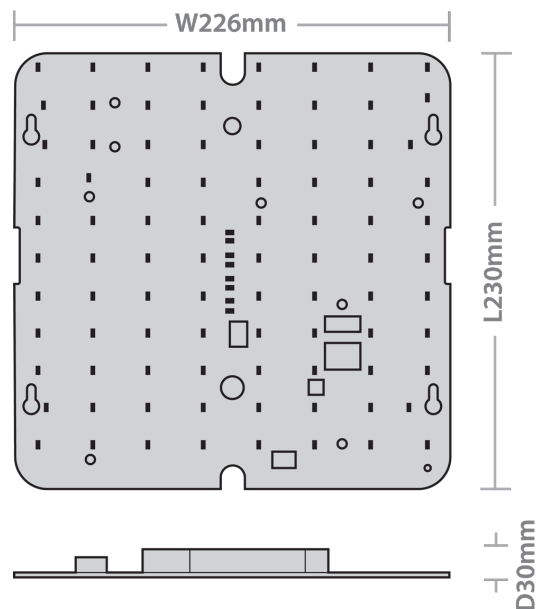
Material:-	Phenolic Resin
Guarantee:-	5 Years (Emergency Battery 1 Year)
Colour Temperature:-	3500K
LED Lifetime:-	L80B50 40,000 Hours

CRI:-	Ra > 80
Working Temperature:-	-20°C to 40°C (Emergency Version 0°C to 40°C)
Emergency Battery Type:-	NiCd
Power Factor:-	0.75/0.8/0.85/0.9

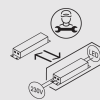

Maximum Fittings Per Circuit

Automatic Circuit Breaker Type:	B6	B10	B13	B16	B20	C10	C13	C16	C20
Rated Current:	6A	10A	13A	16A	20A	10A	13A	16A	20A
Cable (mm):	1.5	1.5	1.5	1.5	1.5	1.5	1.5	1.5	2.5
GTS13-35	40	70	90	120	150	70	90	120	150
GTS13E-35	35	65	85	110	140	65	85	110	140
GTS13/MS-35	40	70	90	120	150	70	90	120	150
GTS13E/MS-35	35	65	85	110	140	65	85	110	140

Dimensions

UK
CA

CE


www.redarrowelectrical.co.uk

Tel: 0114 279 8999

Email: sales@redarrowelectrical.co.ukredarrowelectrical.co.uk

Red Arrow Electrical Ltd, Cortonwood Drive, Brampton, Barnsley, S73 0UF